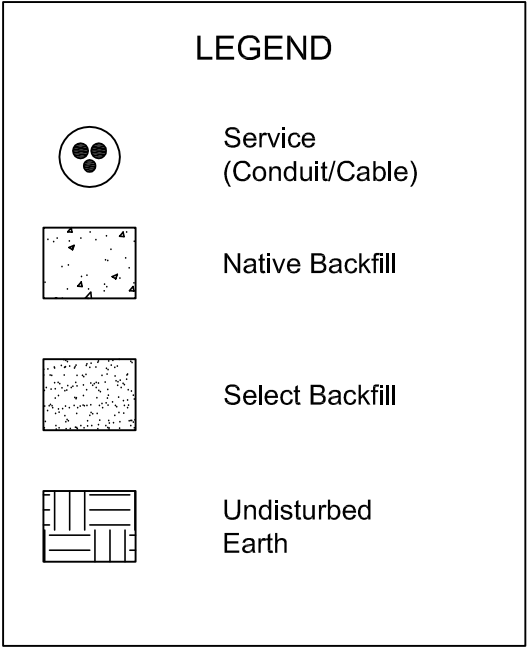
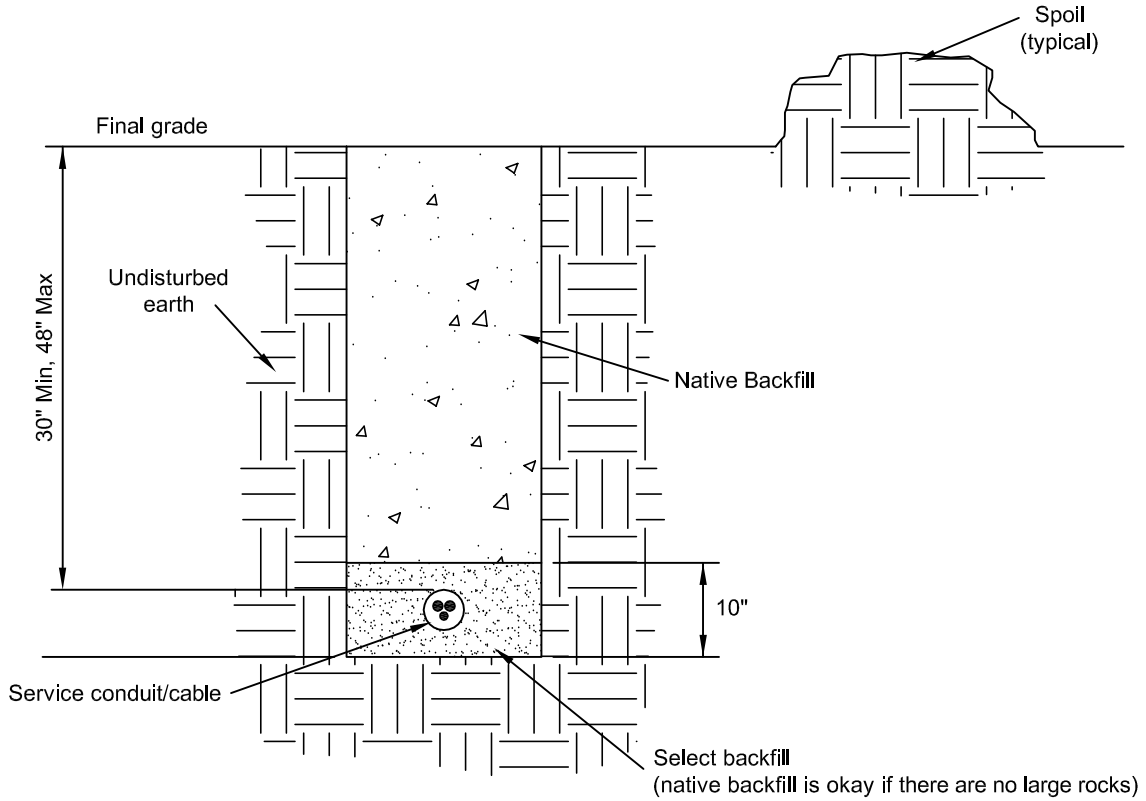
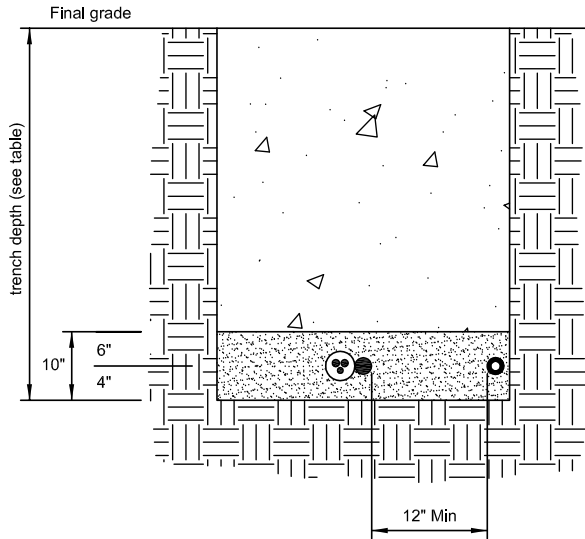


Power Cable Trench (Only)

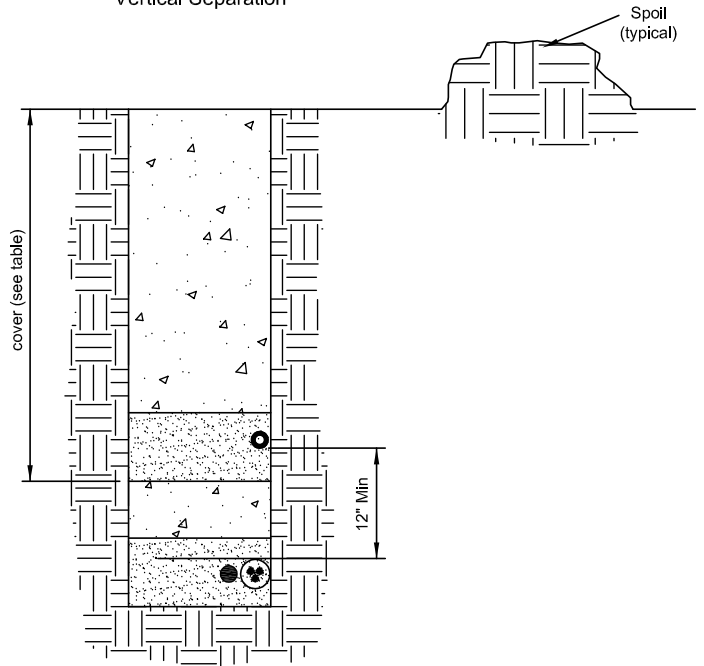


Joint Use Trench

Horizontal Separation



Vertical Separation



LEGEND

- Other Electric Utilities (Telephone, Cable TV)
- Secondary/Service (Conduit/Cable)
- Primary (Conduit/Cable)
- Native Backfill
- Select Backfill
- Undisturbed Earth

Conduit/ Cable	Minimum Cover	Max. Burial Depth
Primary	36"	48"
Secondary/Service	30"	48"



SPRINGFIELD UTILITY BOARD
ENGINEERING STANDARD DISTRIBUTION
PROCEDURES & POLICIES
TRENCHING DETAILS

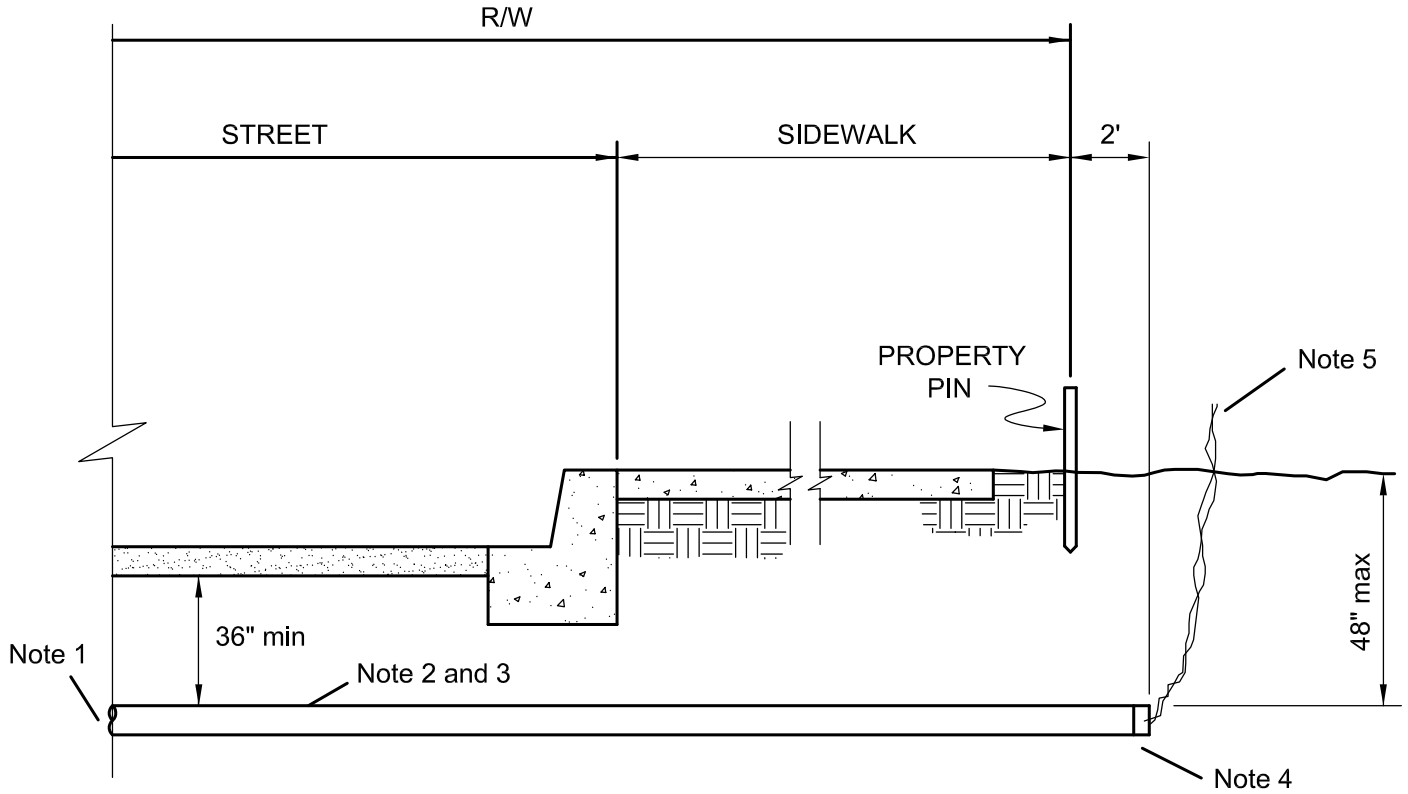
DATE | DWN | STD | CHK | APP
3/25/2010 | SK | SK | EH | TJ


STANDARD NUMBER

ESD 0074

Page 2 of 4

Street Crossing



	<p>SPRINGFIELD UTILITY BOARD ENGINEERING STANDARD DISTRIBUTION PROCEDURES & POLICIES TRENCHING DETAILS</p>	<p><small>DATE DWN STD CHK APP</small> <small>3/25/2010 SK SK EH TJ</small></p> <p>STANDARD NUMBER ESD 0074 Page 3 of 4</p>
---	--	---

NOTES:

1. All crossings shall be made perpendicular to the road unless otherwise specified.
2. All conduits shall be schedule 40 gray.
3. Conduit sizes will be specified by S.U.B.
4. End of conduit shall be sealed with tape or cap.
5. A marking tape shall be placed around the end of the conduit and brought up at least 1 foot above the ground line, or the end of the conduit shall be marked with scrap conduit or a wood 2"x4" (no stakes).
6. Backfill:
 - A. Native backfill containing large rocks, paving materials, cinders, large or sharply angular substance, or corrosive material shall not be placed back into the trench.
 - B. For crossings in existing street use CDF backfill. For driveways and when otherwise specified, backfill shall be ¾" minus crushed rock (or approved equivalent) compacted in 6" lifts.

REVISIONS	
Date	Description
10/1/85	Created
9/21/01	Drawing updated
3/25/10	Reformatted